



Issues - Audit

- Minor differences between auditors view and Treasurers view
 - grant funds not expended - are liabilities
 - reduction in HL7 royalty as conference surplus are not included
- Auditor profit - \$45,381
- Treasurer - \$43,271
- Insufficient time prior to AGM to resolve these issues.



HL7 Australia Summary Dec01-June03

- Net worth - \$43,271.48
- Income (Key areas)
 - Membership
 - Licence fees (incl. Aust Government/Standards)
 - Conference sponsorship (Aust Gov./Industry)
 - Sale materials
 - Conference/Workshop Profits
 - HL7 Workgroup Grants (Standards/Pathology/HealthConnect)



HL7 Australia Summary Dec01-June03

- Expenses (Key areas)
 - HL7 Workgroup meeting expenses
 - Conference Expenses
 - Committee expenses (teleconferences)
 - Bookshop/educational materials
 - HL7 Inc. subscription/royalties



HL7 Australia Summary Dec01-June03

- Assets (key areas)
 - Cash in Bank
 - Debtors (Australian Gov re: HL7 meeting attendance, HL7 Inc)
 - Work in progress (Decision Support meeting)



HL7 Australia Summary Dec01-June03

- Liabilities (key areas)
 - Australian Government re Standards Grant
 - Creditors (HL7 delegates - Cleveland)
 - HL7 International
 - Outstanding invoices not paid at 30/6/03




HL7 Australia Income 12/01-06/03

HL7 Australia - All transactions report to 26/11/01 - 30/06/03		
Income Categories		
Total debtors	2,500.00	
Total Decision Support - Aug 03	3,048.46	
Total Donation	500	
Total Grant/Project funds	107,740.09	
Total HL7 - Brisbane 03	20,745.00	
Total HL7 international meeting	34,131.93	
Total Investment Income	56.04	
Total Membership	12,537.00	
Total other	143	
Total Sale of hl7 material	30,514.62	
Total XML workshop (1101)	8,423.50	
Total Income Categories		220,339.64



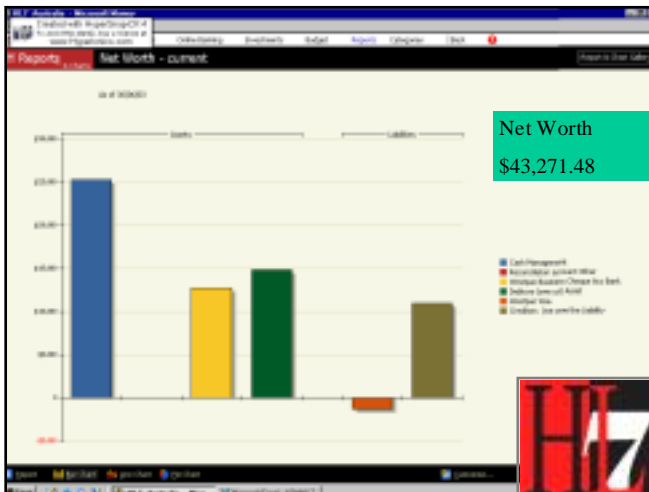
HL7 Australia Expenses 12/01-06/03


Expense Categories		
Total Bank Charges		-540.61
Total Committee meeting		-2,594.68
Total Educational material		-2,649.37
Total H7 Affiliate Fee		-907.77
Total Healthconnect expenses		-30,458.69
Total HL7 international meeting 0802		-32,773.82
Total HL7 Conference Brisbane 2003		-18,798.20
Total HL7 Decision support 0803		-3,548.46
Total HL7 royalty		-1,660.00
Total HL7workgroup meeting		-62,313.67
Total other expenditure		-163.52
Total Pathology expenses		-15,908.21
Total Taxes		-63.9
Total website		-374.11
Total workshop		-4,313.15
Total Expense Categories		-177,068.16



HL7 Australia - Net Worth 12/01-6/03

Net Worth as of 30/6/03	
Assets	
	Total
Bank and Cash Accounts	38,143.78
Other Assets	14,928.20
Total Assets	53,071.98
Liabilities	
	Total
Credit Cards	-1,258.51
Other Liabilities	11,059.01
Total Liabilities	9,800.50
NET WORTH	43,271.48



- 
- ## HL7 Australia Summary Dec01-June03
- Overall
 - Sound financial position after 18 months
 - Minimal operating expenses
 - Major unaccounted input (voluntary work by board members and others)
 - Reliance on Travel Grants for participation support
 - HL7 meeting costs covered by Gov. sponsorship - less than 50% of real costs
 - Need to increase member input, professional administrative support, and key income sources ie. memberships, licence and sales, conferences
 - Potential to minimise costs by collaboration with "like" organisations